

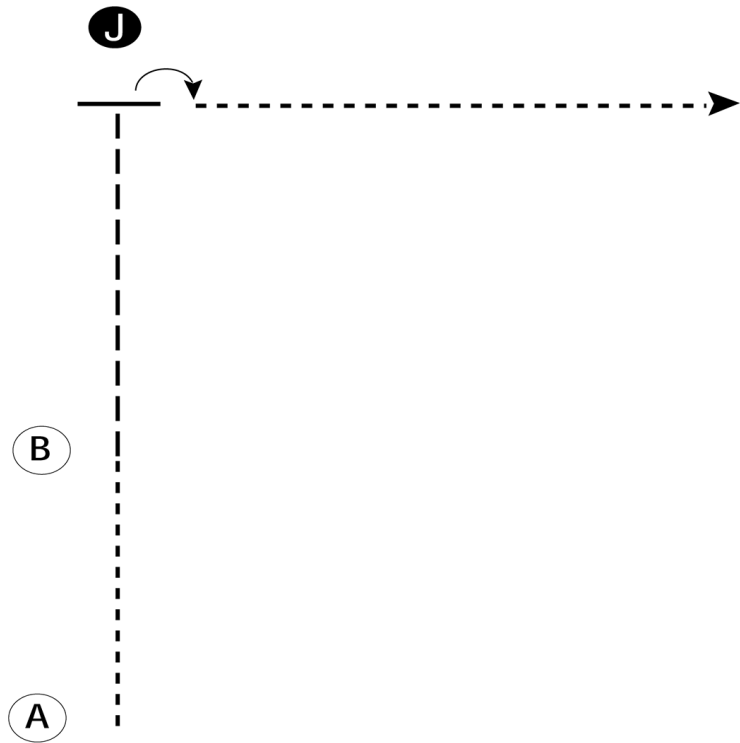
# Mother's Day Fun Show

## Showmanship (LEADLINE)

Show Date: 05-10-2026

w w w . H o r s e S h o w P a t t e r n s . c o m

w w w . H o r s e S h o w P a t t e r n s . c o m



Be ready at A.

1. Walk from A to B.
2. Trot from B to the judge.
3. Stop and set up for inspection.
4. When dismissed, turn 90 degrees.
5. Walk away from judge and follow the instructions of your ring steward.

Walk	-----
Trot	- - - - -
Back	←
Marker	(B)
Judge	(J)

[SWT-9]

Pattern Provided by:

NMQHA

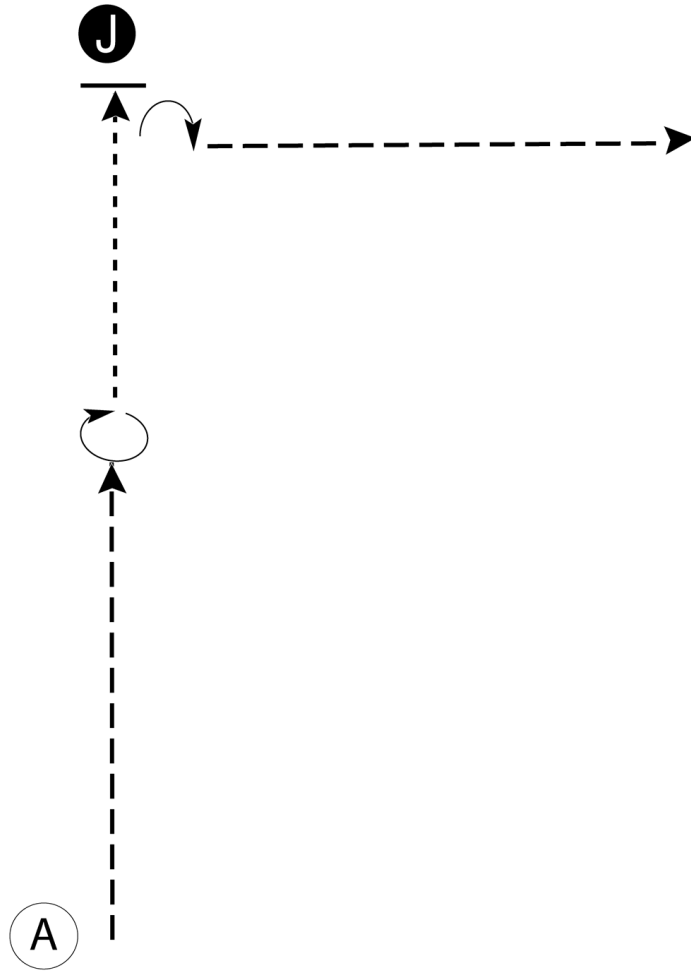
# Mother's Day Fun Show

## Showmanship (Novice, Youth, Open)

Show Date: 05-10-2026

w w w . H o r s e S h o w P a t t e r n s . c o m

w w w . H o r s e S h o w P a t t e r n s . c o m



1. Be ready at A.
2. Trot half way to the Judge.
3. Perform a 360 degree turn.
4. Walk to the Judge, stop and set up for inspection.
5. When dismissed perform a 90 degree turn and trot to the line up or follow the instructions of your ring steward.

Walk	-----
Trot	- - - - -
Back	←
Marker	ⓑ
Judge	ⓐ

[S/1-17]

Pattern Provided by:

NMQHA

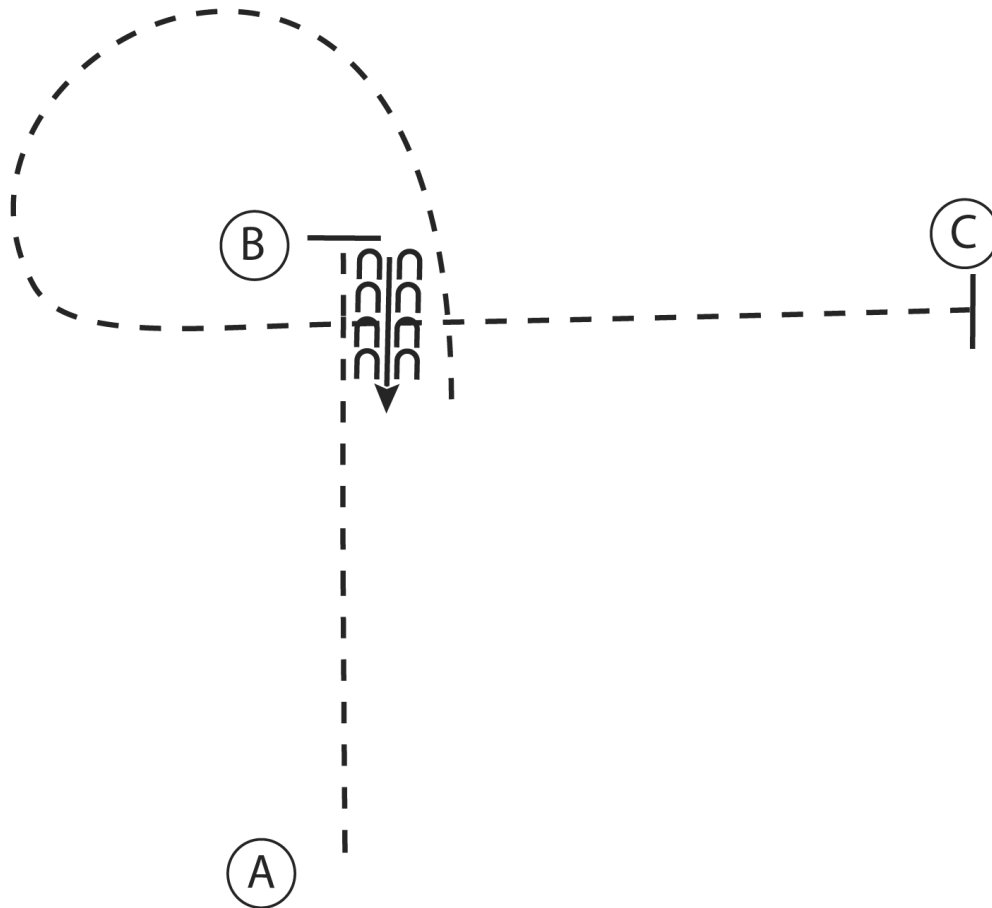
# Mother's Day Fun Show

## Hunt Seat Equitation (LEADLINE, Walk-Trot)

Show Date: 05-10-2026

w w w . H o r s e S h o w P a t t e r n s . c o m

w w w . H o r s e S h o w P a t t e r n s . c o m



1. Trot A to B
2. At B stop and back 4 steps
3. Trot a circle around B and continue to C
4. Stop at C

Walk	.....
Trot	-----
Extended Trot	- - - - -
Canter	—————
Leg Yield	
Lead Change	↘
Back	←←←←←
Marker	(B)
Sidepass	←←←←←

[HSE/WT-2]

Pattern Provided by:

NMQHA

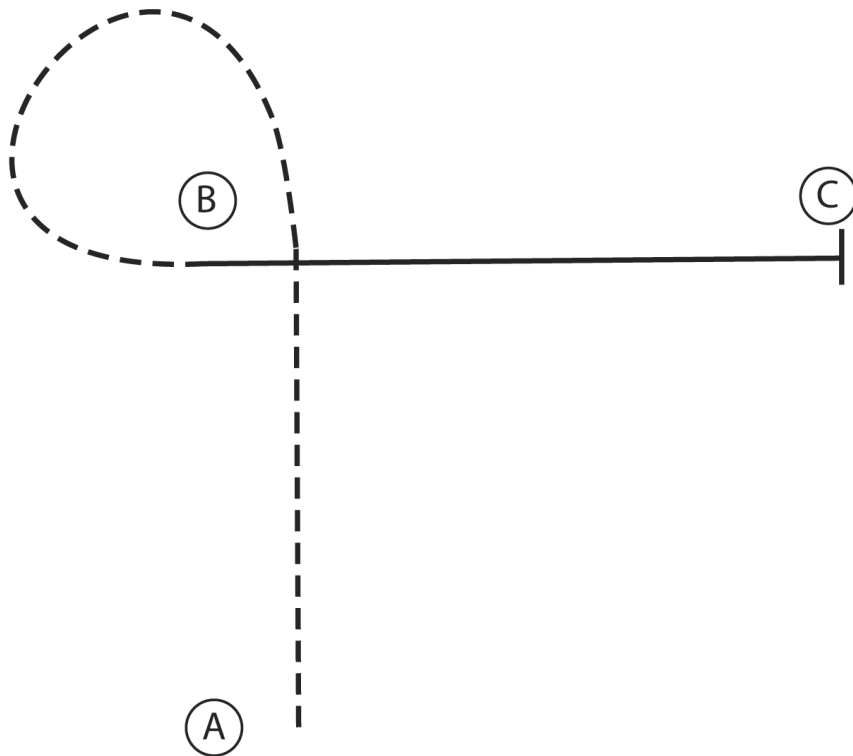
# Mother's Day Fun Show

## Hunt Seat Equitation (Novice, Youth, Open)

Show Date: 05-10-2026

w w w . H o r s e S h o w P a t t e r n s . c o m

w w w . H o r s e S h o w P a t t e r n s . c o m



1. Sitting trot A to B
2. Posting trot around B
3. At B canter on the right lead to C
4. Stop at C

Walk	.....
Trot	-----
Extended Trot	-----
Canter	—————
Leg Yield	
Lead Change	↘
Back	←←←←←
Marker	⊙ B
Sidepass	←-----→

[HSE/1-7]

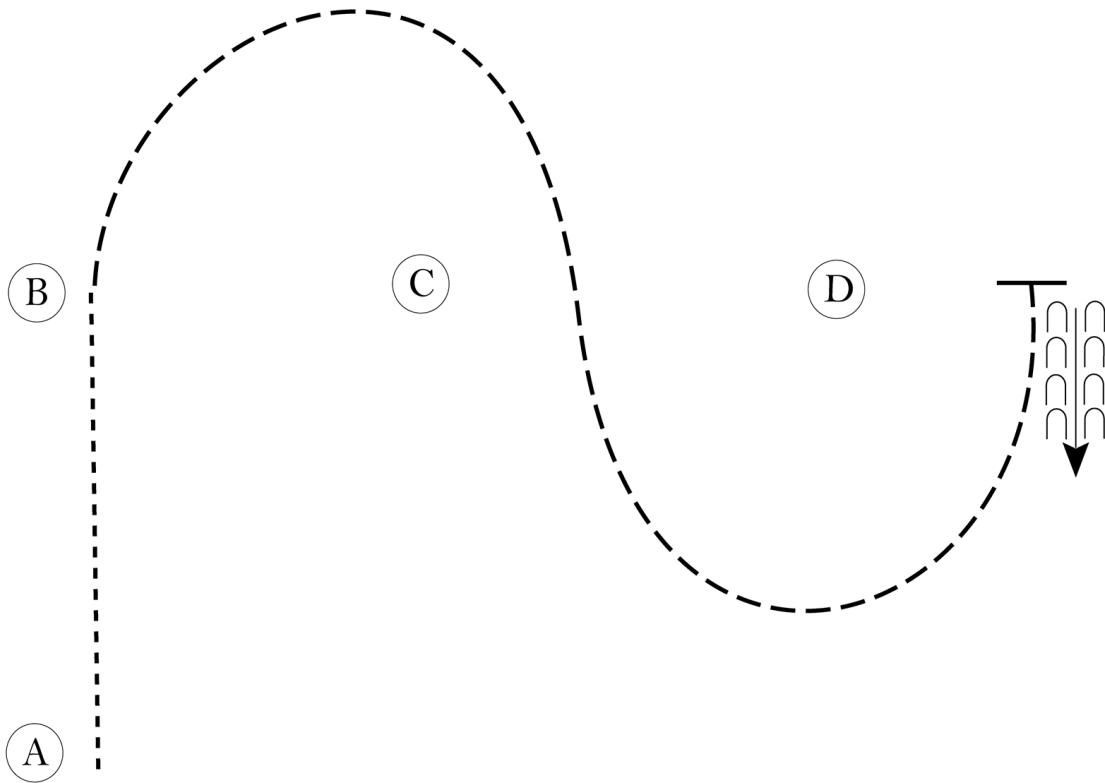
Pattern Provided by:

NMQHA

# Mother's Day Fun Show

## Horsemanship (Leadline, Walk Trot)

Show Date: 05-10-2026



Be ready at A.

1. Walk A to B.
2. Jog at B, around C and to D.
3. Stop at D and back approximately one horse length.

Follow the instructions of your ring steward.

Walk	-----
Jog	- - - - -
Extended Jog	- - - - -
Lope	—————
Leg Yield	
Lead Change	— / —
Back	← — — — —
Marker	Ⓚ
Sidepass	← — — — — →

[WH/WT-6]

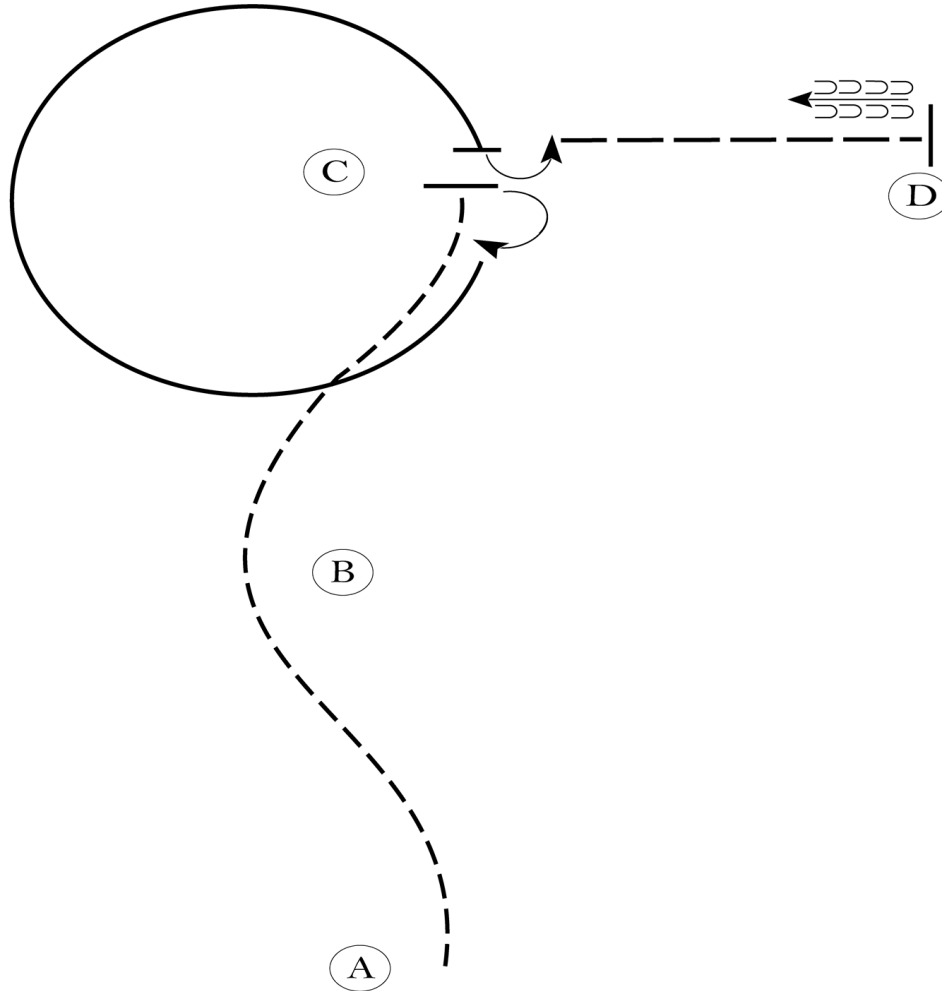
Pattern Provided by:

NMQHA

# Mother's Day Fun Show

## Horsemanship (Novice, Youth, Open)

Show Date: 05-10-2026



1. Jog A to C.
2. Stop at C and perform a 180 degree turn to the right
3. Lope a circle around C on the right lead.
4. Stop at C and perform a 90 degree turn to the left.
5. Extended jog to D.
6. Stop at D and back approximately one horse length.

Follow the instructions of your ring steward.

Walk	-----
Jog	-----
Extended Jog	-----
Lope	-----
Lead Change	-----
Back	←-----
Marker	ⓑ

[WH/1-1]

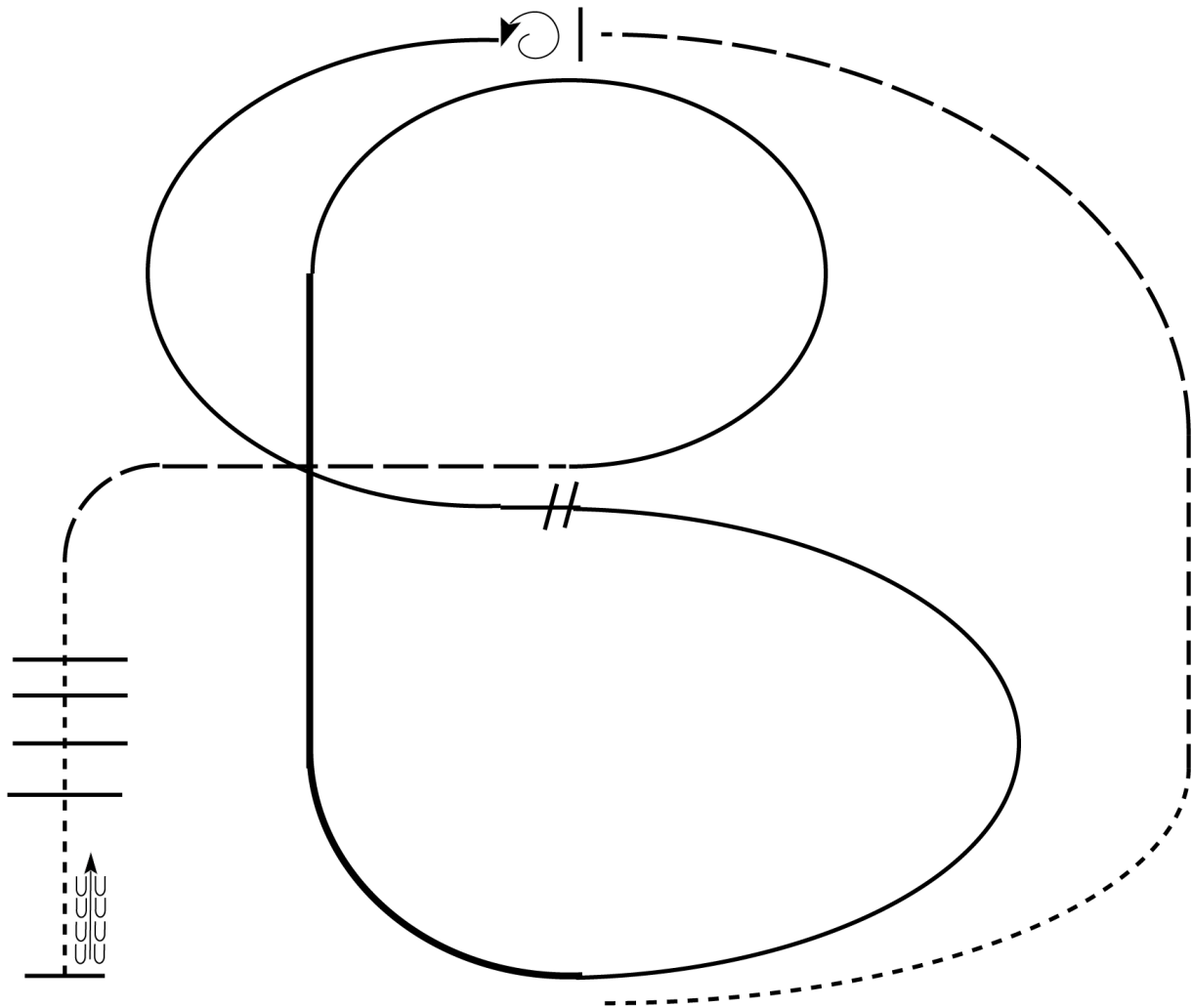
Pattern Provided by:

NMQHA

# Mother's Day Fun Show

## Ranch Riding (Novice, Youth, Open)

Show Date: 05-10-2026



1. Walk
2. Trot
3. Extend the trot, at the top of the arena, stop
4. 360 degree turn to the left
5. Left lead 1/2 circle, lope to the center
6. Change leads (simple or flying)
7. Right lead 1/2 circle
8. Extended lope up the long side of arena (right lead)
9. Collect back to a lope around the top of the arena and back to center
10. Break down to an extended trot
11. Walk over poles.
12. Stop and back

Walk	-----
Jog	- - - - -
Extended Jog	-----
Lope	
Lead Change	///
Back	←
Marker	(B)

[RR/1]

Pattern Provided by:

NMQHA

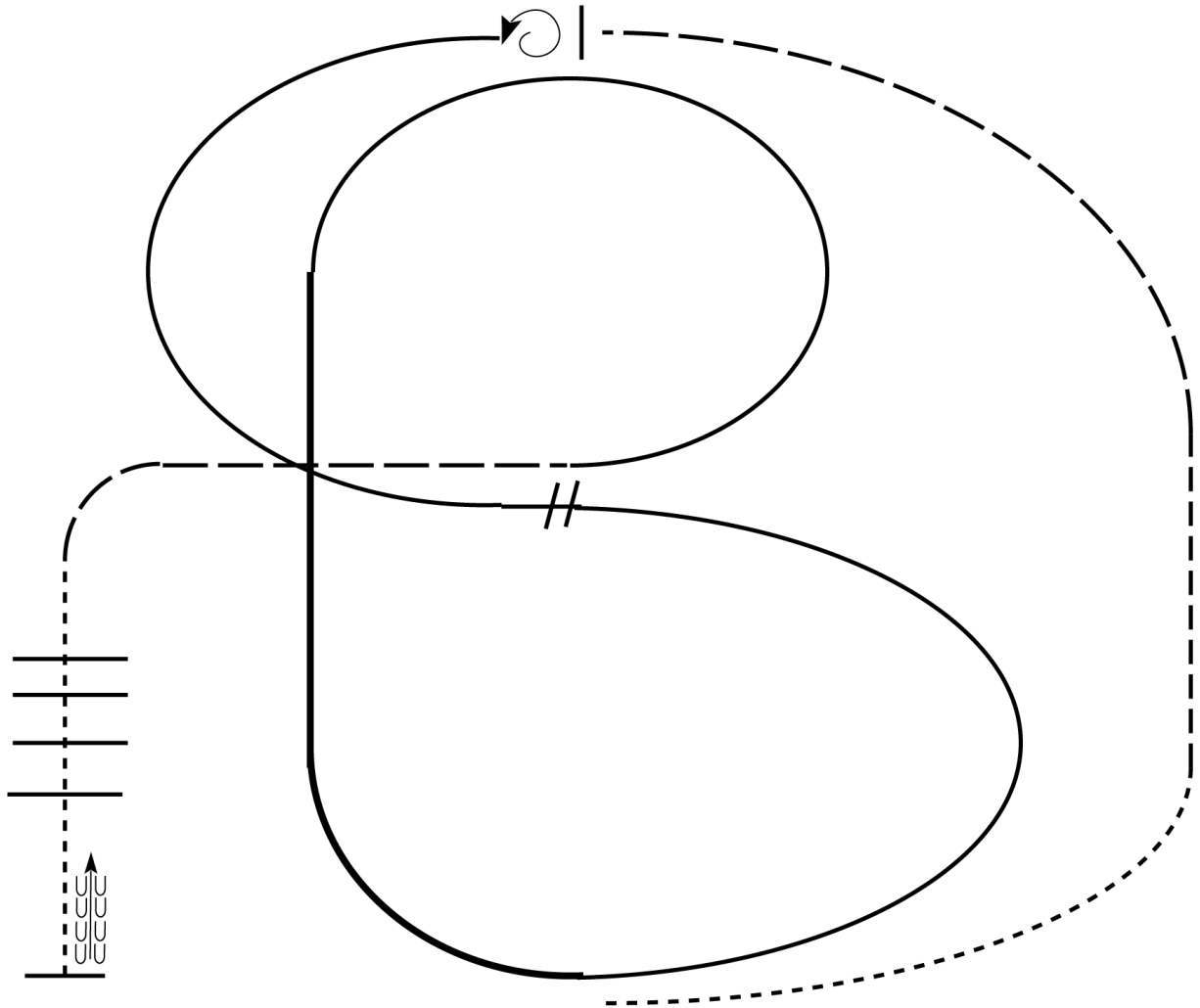
# Mother's Day Fun Show

## Ranch Riding (Walk Trot-WILL EXTEND THE TROT ALL LOPES)

Show Date: 05-10-2026

w w w . H o r s e S h o w P a t t e r n s . c o m

w w w . H o r s e S h o w P a t t e r n s . c o m



1. Walk
2. Trot
3. Extend the trot, at the top of the arena, stop
4. 360 degree turn to the left
5. Left lead 1/2 circle, lope to the center
6. Change leads (simple or flying)
7. Right lead 1/2 circle
8. Extended lope up the long side of arena (right lead)
9. Collect back to a lope around the top of the arena and back to center
10. Break down to an extended trot
11. Walk over poles.
12. Stop and back

<b>Walk</b>	-----
<b>Jog</b>	- - - - -
<b>Extended Jog</b>	-----
<b>Lope</b>	—————
<b>Lead Change</b>	////
<b>Back</b>	←←←←←
<b>Marker</b>	ⓑ

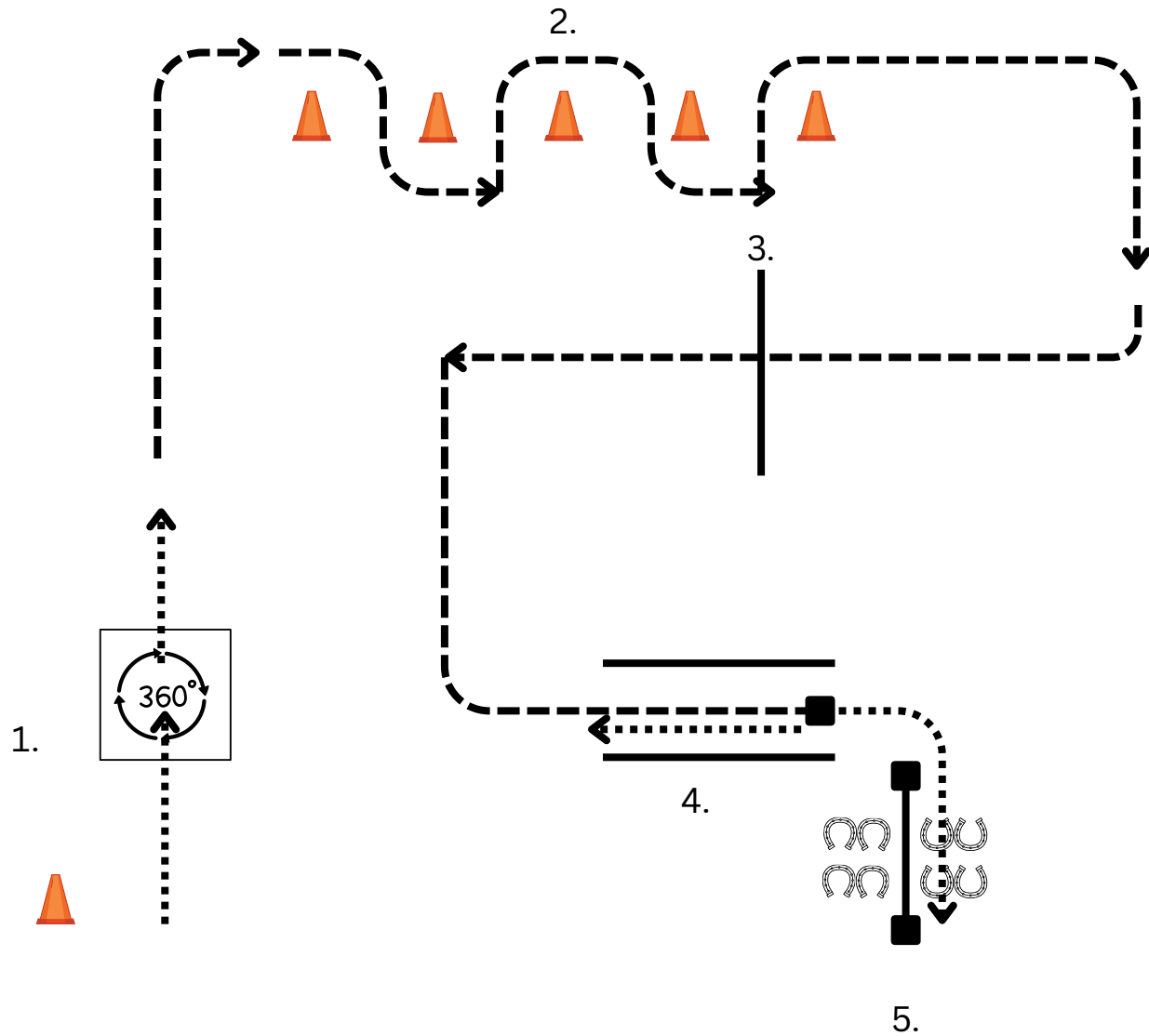
[RR/1]

Pattern Provided by:

NMQHA

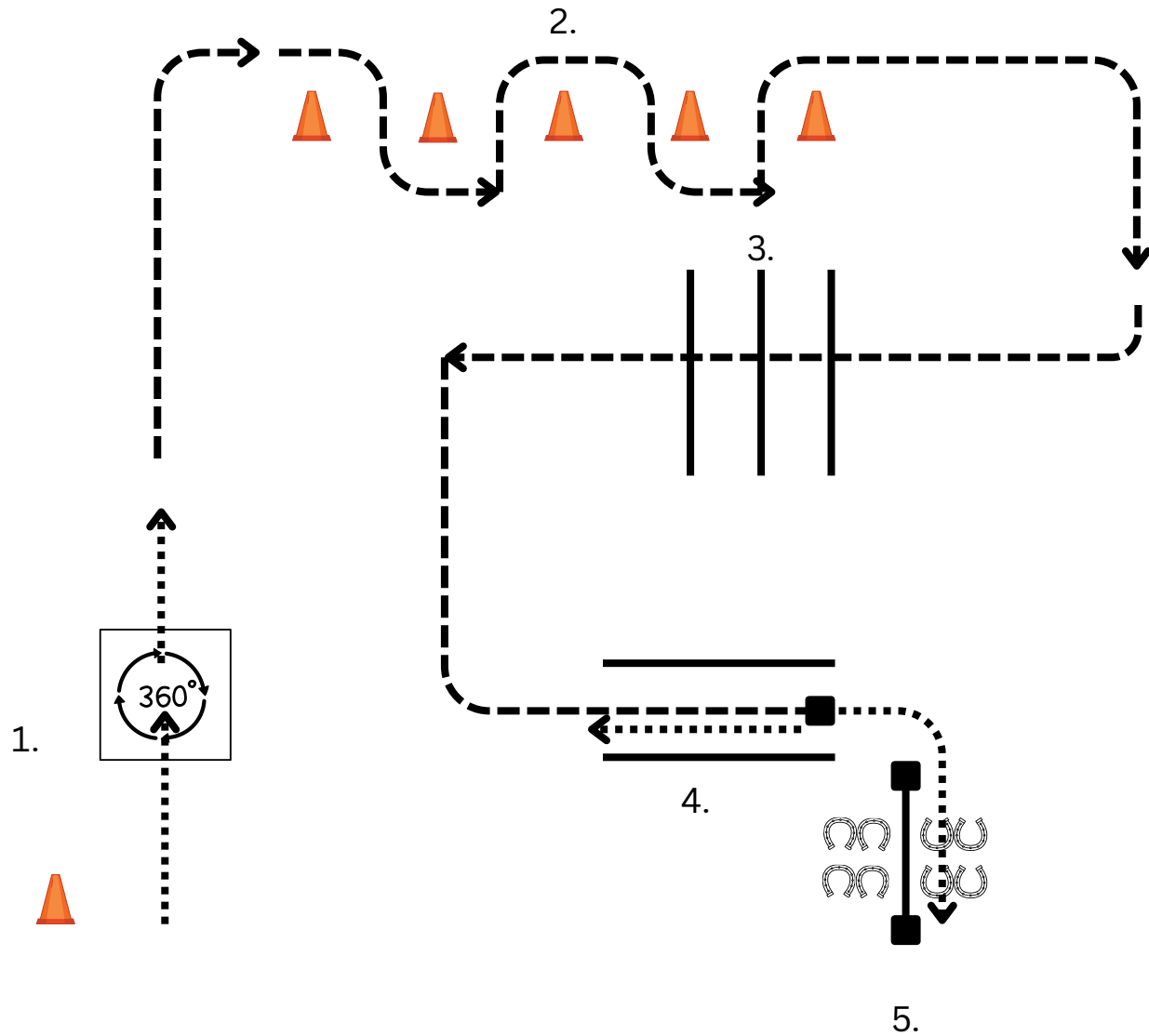
# Ranch Trail

## Lead Line and Walk Trot



1. Walk into Box and turn 360\* either direction
2. Walk out of box and trot thru serpentine
3. Trot over Pole and into chute
4. Back straight and then walk to the gate
5. Do a Right Hand gate, pattern is complete  
(LEADLINE WALKS THRU OPEN GATE)

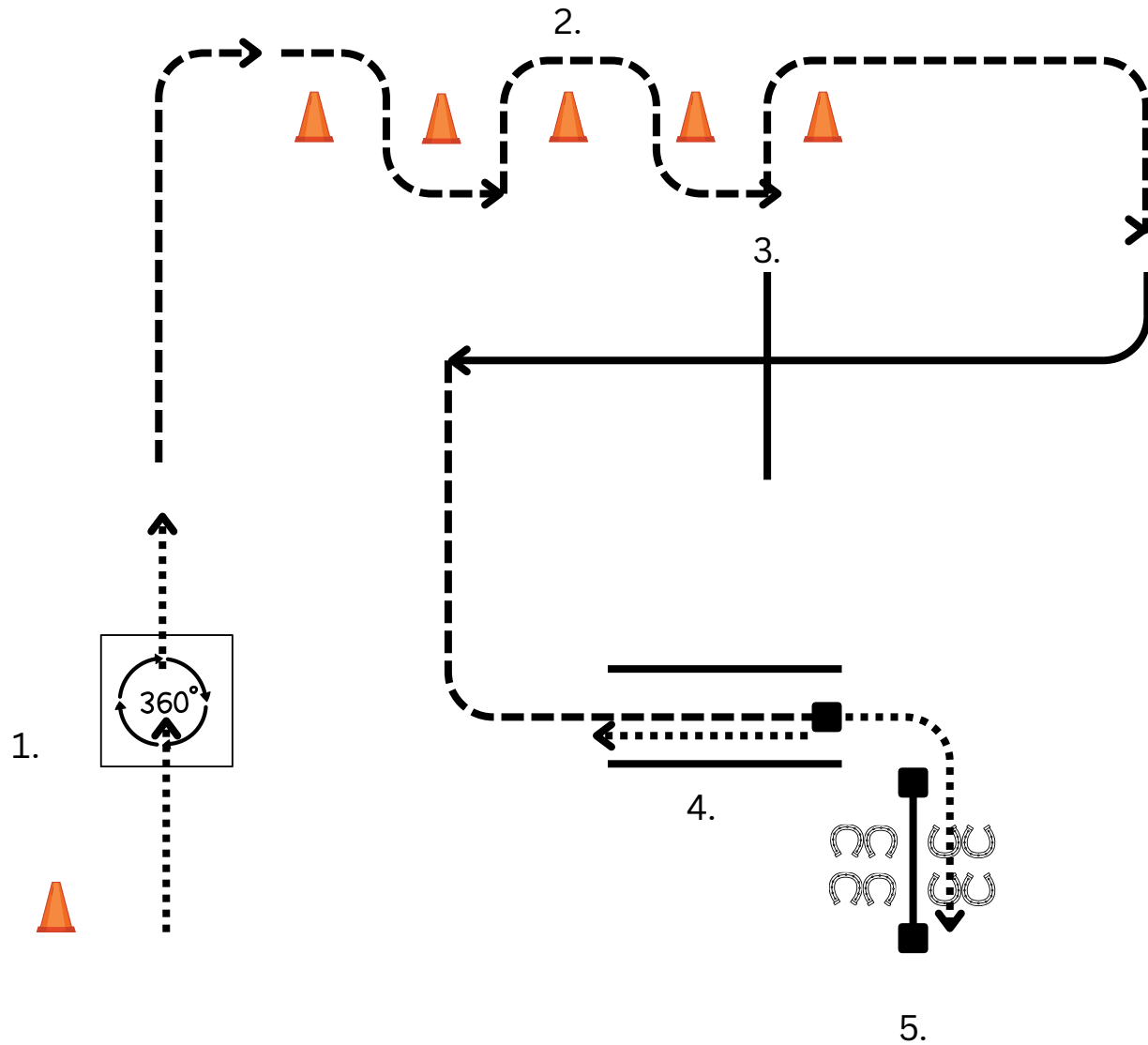
# Trail Walk Trot



1. Walk into Box and turn 360\* either direction
2. Walk out of box and trot thru serpentine
3. Trot over Poles and into chute
4. Back straight and then walk to the gate
5. Do a Right Hand gate, pattern is complete

# Ranch Trail

## Novice, Youth, Open



1. Walk into Box and turn 360\* either direction
2. Walk out of box and trot thru serpentine
3. Lope Right lead over pole, then break down to trot and trot into chute
4. Back straight and then walk to the gate
5. Do a Right Hand gate, pattern is complete

