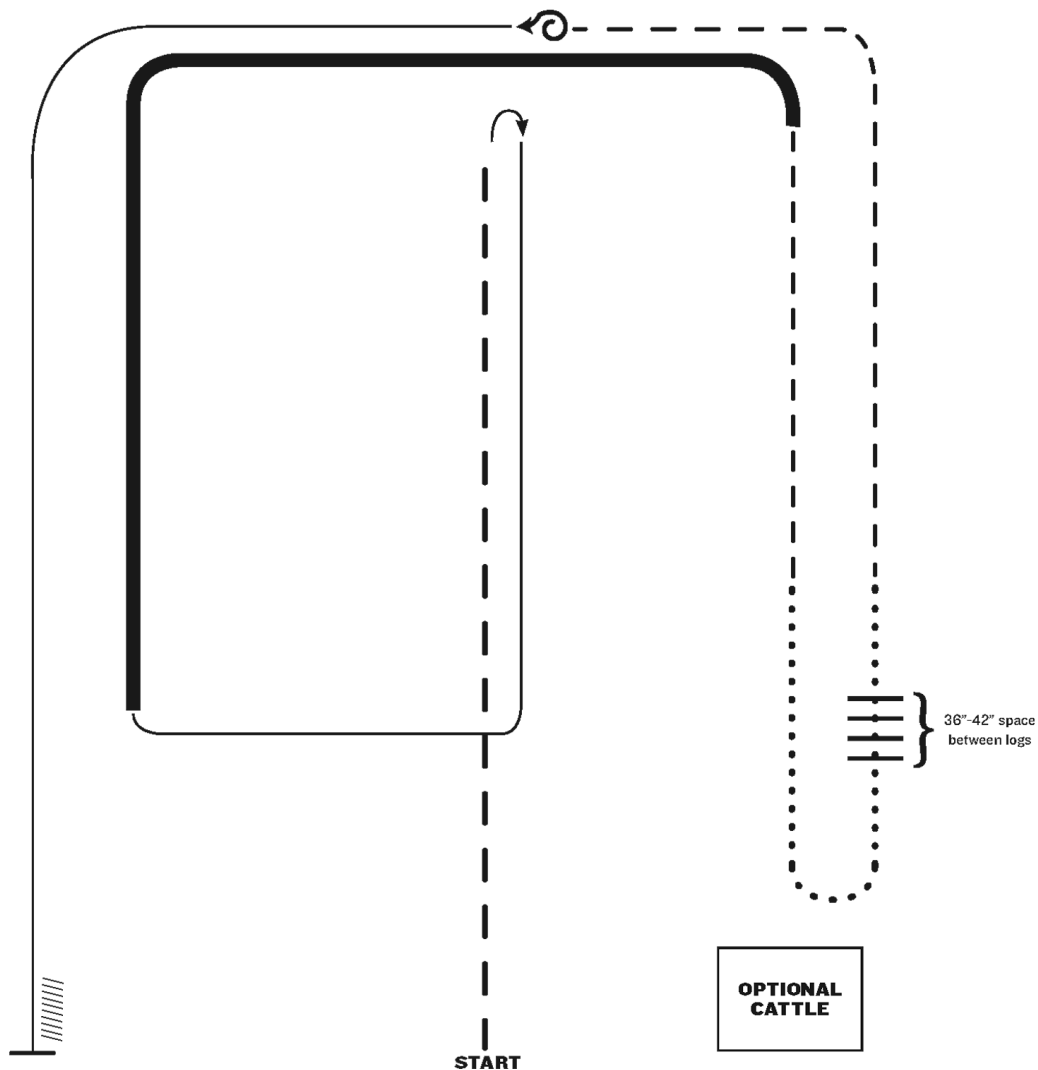


New Mexico QHA

Ranch Riding (All Classes)

Show Date: 06-18-2022



1. Extended trot
2. Stop, rollback right
3. Lope right lead
4. Extended lope (right lead)
5. Trot
6. Walk
7. Walk over logs
8. Walk
9. Trot
10. Stop, 360 left
11. Lope left lead
12. Stop and back

Note: The drawn description of this pattern is only intended for the general depiction of the pattern. Exhibitors should utilize the arena space to best exhibit their horses.

[RR/AQHA-15]

Pattern Provided by:

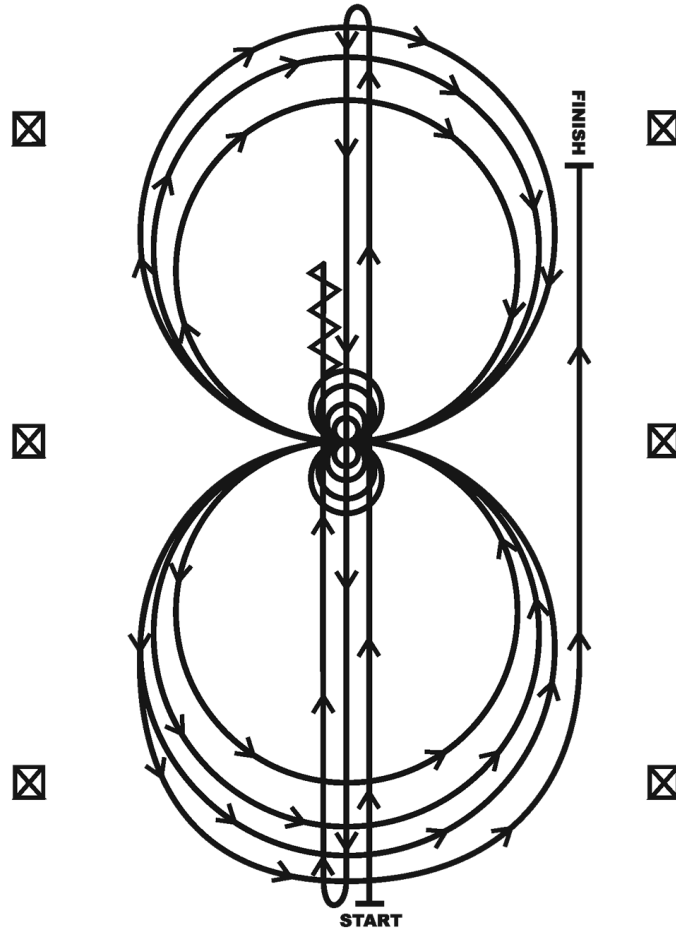
Judges

New Mexico QHA

Reining (All Classes)

Show Date: 06-18-2022

REINING PATTERN I



1. Run at speed to the far end of the arena past the endmarker and do a left rollback—no hesitation.
2. Run to the opposite end of the arena past the end marker and do a right rollback—no hesitation.
3. Run past the center marker and do a sliding stop. Back up to center of the arena or at least ten feet (three meters). Hesitate.
4. Complete four spins to the right. Hesitate.
5. Complete four and one-quarter spins to the left so that horse is facing left wall or fence. Hesitate.
6. Beginning on the left lead, complete three circles to the left: the first circle large and fast; the second circle small and slow; the third circle large and fast. Change leads at the center of the arena.
7. Complete three circles to the right: the first circle large and fast; the second circle small and slow; the third circle large and fast. Change leads at the center of the arena.
8. Begin a large circle to the left but do not close this circle. Run straight up the right side of the arena past the center marker and do a sliding stop at least twenty feet (six meters) from wall or fence. Hesitate to demonstrate the completion of the pattern.

[R/AQHAP-1]

Pattern Provided by:

Judges

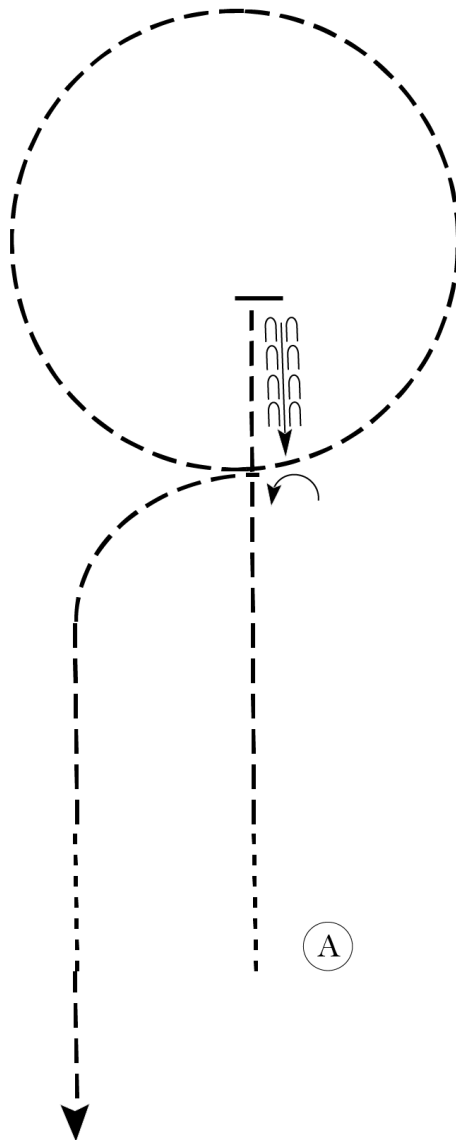
New Mexico QHA

Hunt Seat Equitation (Walk Trot)

Show Date: 06-18-2022

w w w . H o r s e S h o w P a t t e r n s . c o m

w w w . H o r s e S h o w P a t t e r n s . c o m



Be ready at A.

1. Walk two horse lengths then posting trot on the left diagonal past the center of the arena.
2. Stop and back approximately two horse lengths.
3. Perform a 90 degree turn on the forehand to the left.
4. Trot a circle on the left diagonal.
5. Change diagonals then posting trot on the right diagonal then walk two horse lengths. Pattern is complete, exit at a sitting trot.

Walk	-----
Trot	- - - - -
Extended Trot	— — — — —
Canter	—————
Leg Yield	
Lead Change	— / —
Back	← ← ← ← ←
Marker	(B)
Sidepass	← — — — — →
Hand Gallop	—————

[HSE/WT-82]

Pattern Provided by:

Judges

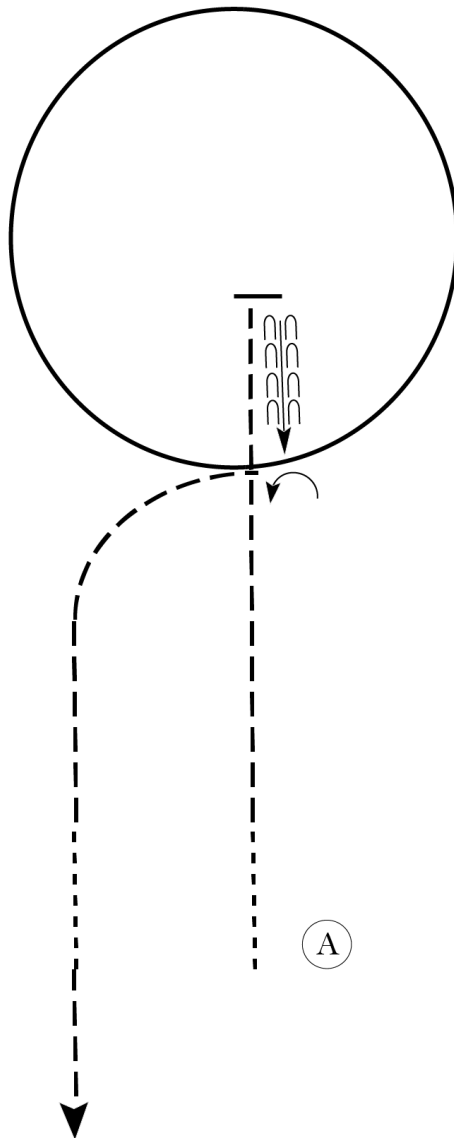
New Mexico QHA

Hunt Seat Equitation (L1 Youth, L1 Amateur)

Show Date: 06-18-2022

www.HorseShowPatterns.com

www.HorseShowPatterns.com



Be ready at A.

1. Walk two horse lengths then posting trot on the left diagonal past the center of the arena.
2. Stop and back approximately two horse lengths.
3. Perform a 90 degree turn on the forehand to the left.
4. Canter a circle on the right lead.
5. Posting trot on the right diagonal then walk two horse lengths. Pattern is complete, exit at a sitting trot.

Walk	-----
Trot	- - - - -
Extended Trot	— — — — —
Canter	—————
Leg Yield	
Lead Change	— / —
Back	← ← ← ← ←
Marker	(B)
Sidepass	← — — — — →
Hand Gallop	— — — — —

[HSE/1-82]

Pattern Provided by:

Judges

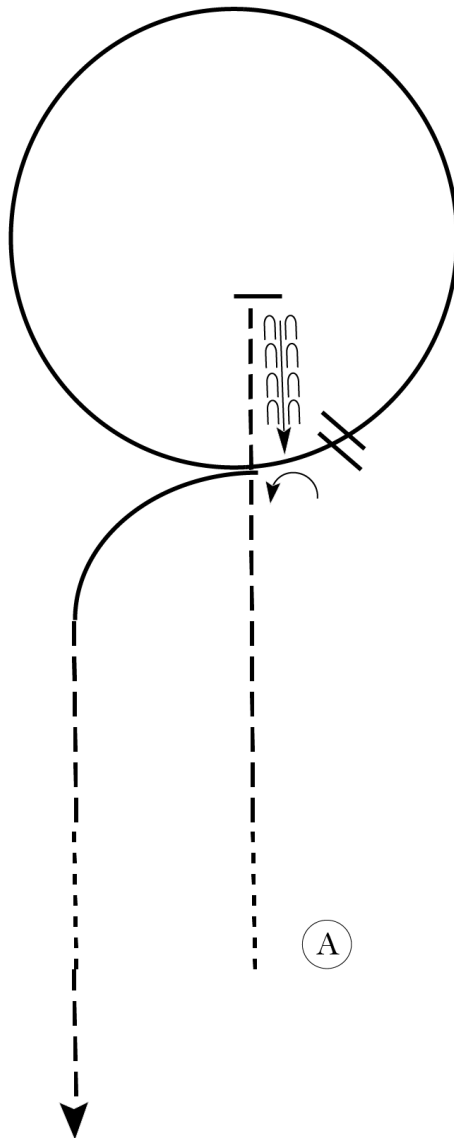
New Mexico QHA

Hunt Seat Equitation (Youth, Amateur, Select)

Show Date: 06-18-2022

W W W . H O R S E S H O W P A T T E R N S . C O M

W W W . H O R S E S H O W P A T T E R N S . C O M



Be ready at A.

1. Walk two horse lengths then posting trot on the left diagonal past the center of the arena.
2. Stop and back approximately two horse lengths.
3. Perform a 90 degree turn on the forehand to the left.
4. Canter a circle on the right lead.
5. Perform a simple or flying lead change.
6. Canter on the left lead.
7. Posting trot on the right diagonal then walk two horse lengths. Pattern is complete, exit at a sitting trot.

Walk	-----
Trot	- - - - -
Extended Trot	— — — — —
Canter	—————
Leg Yield	
Lead Change	↙ ↘
Back	← ← ← ← ←
Marker	⊙ (B)
Sidepass	← — — — — →
Hand Gallop	—————

[HSE/2-82]

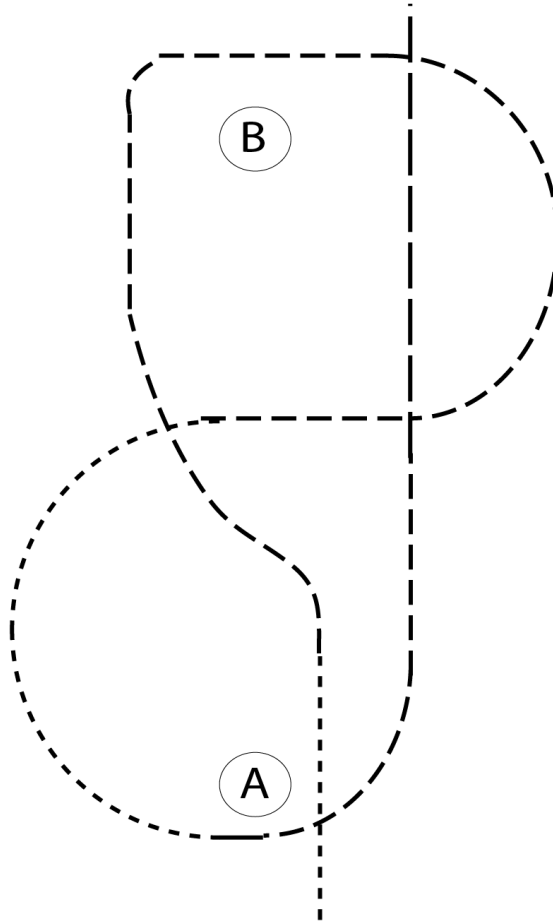
Pattern Provided by:

Judges

New Mexico QHA

Western Horsemanship (Walk Trot)

Show Date: 06-18-2022



Be ready before A.

1. Walk approximately 2 horse lengths from A.
2. Jog to and around B as shown.
3. Jog a half circle to center of pattern.
4. Break to a walk and walk a half circle to A.
5. Jog from A halfway to B.
6. Extend the jog to and past B.

Pattern is over once you have passed B.

Follow the instructions of your ring steward.

Walk	-----
Jog	- - - - -
Extended Jog	— — — —
Lope	
Lead Change	
Back	
Marker	ⓑ

[WH/WT-96]

Pattern Provided by:

Judges

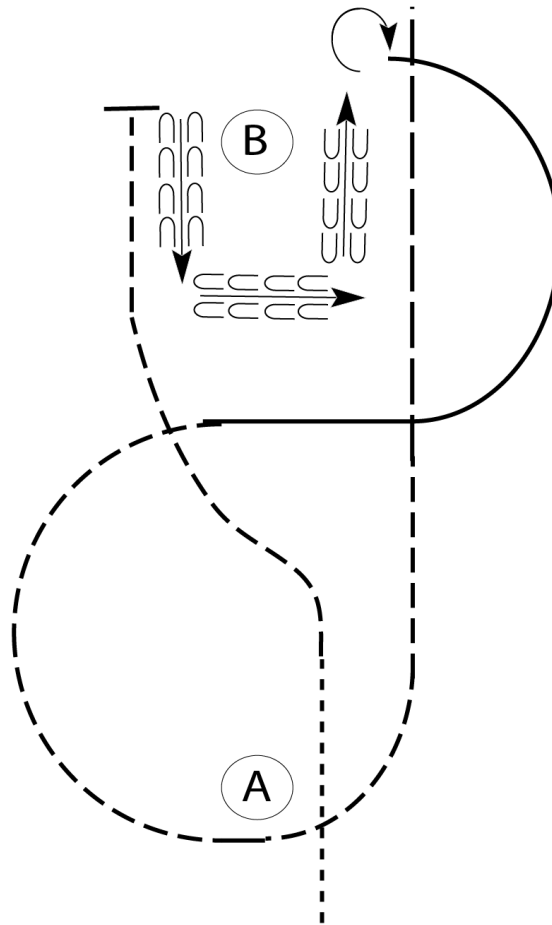
w w w . H o r s e S h o w P a t t e r n s . c o m

w w w . H o r s e S h o w P a t t e r n s . c o m

New Mexico QHA

Western Horsemanship (L1 Youth, L1 Amateur)

Show Date: 06-18-2022



Be ready before A.

1. Walk approximately 2 horse lengths from A.
2. Jog to B as shown.
3. Stop at B and back around B as shown.
4. Perform a 3/4 turn to the right.
5. Lope a half circle on the right lead to center of pattern.
6. Break to a jog, jog to and around A, and halfway to B.
7. Extend the jog to and past B.

Pattern is over once you have passed B.

Follow the instructions of your ring steward.

Walk
Jog	-----
Extended Jog	-----
Lope	—————
Lead Change	
Back	
Marker	(B)

[WH/1-96]

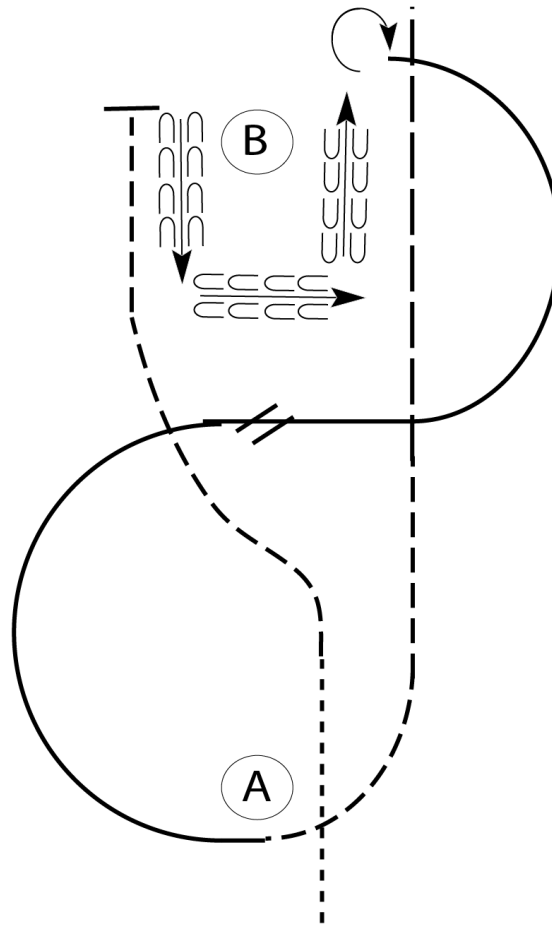
Pattern Provided by:

Judges

New Mexico QHA

Western Horsemanship (Youth, Amateur, Select)

Show Date: 06-18-2022



Be ready before A.

1. Walk approximately 2 horse lengths from A.
2. Jog to B as shown.
3. Stop at B and back around B as shown.
4. Perform a 3/4 turn to the right.
5. Lope a half circle on the right lead to center of pattern.
6. Perform a simple lead change and lope a half circle to A.
7. Jog from A halfway to B.
8. Extend the jog to and past B.

Pattern is over once you have passed B.

Walk	-----
Jog	- - - - -
Extended Jog	— — — —
Lope	—————
Lead Change	——— / \
Back	← — — — — — — — —
Marker	(B)

[WH/2-96]

Pattern Provided by:

Judges