

ALL  
WALK/TEST

Monday

Western Horsemanship (S [REDACTED])

Show Date: [REDACTED]

Be ready at A.

1. Jog from A past B.
2. Stop past B and perform a 270 degree turn to the left.
3. Extended jog to C.
4. Break to a walk and walk around C and halfway to D.
5. Stop and back approximately one horse length.

Follow the instructions of your ring steward.

Walk	-----
Jog	- - - - -
Extended Jog	-----
Lope	-----
Lead Change	-----
Back	←-----
Marker	(B)

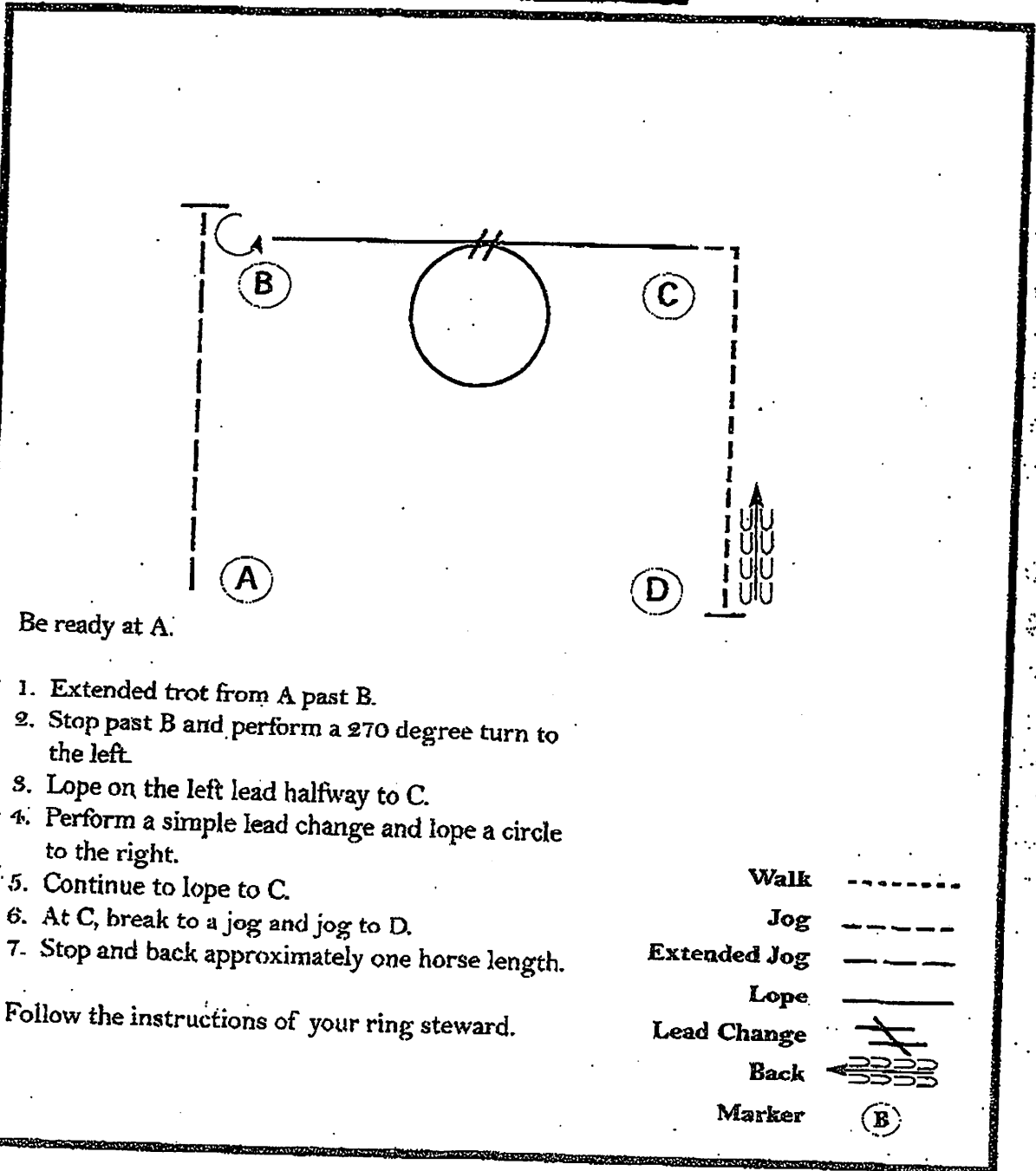
Pattern Provided by:

[WH/WT-88]

Monday

Western Horsemanship (Nov Youth, Nov Am)

Show Date: [REDACTED]



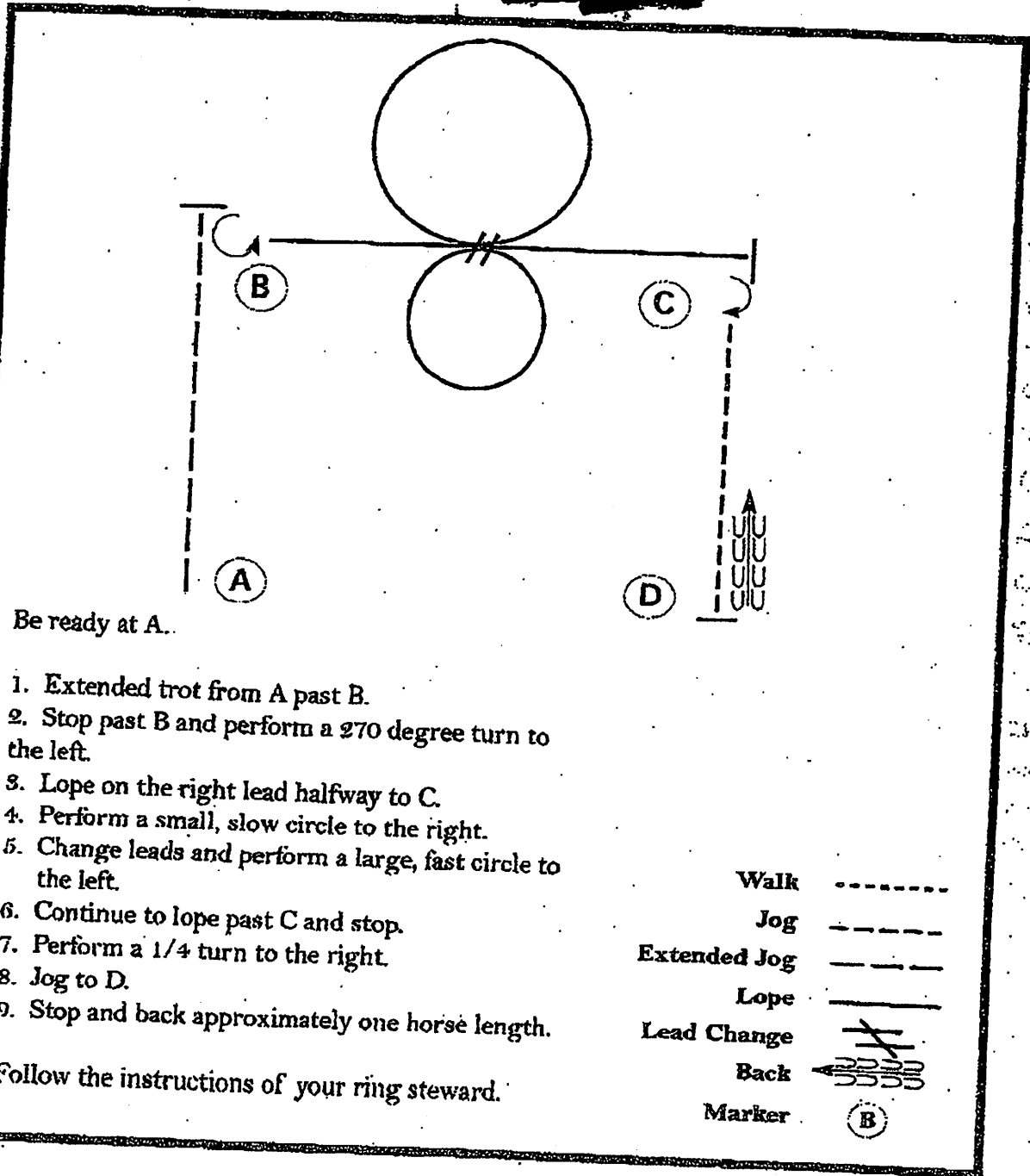
Pattern Provided by:

[WH-1-88]

Monday

Western Horsemanship (Am, Select, Youth)

Show Date: [Redacted]



Be ready at A.

1. Extended trot from A past B.
2. Stop past B and perform a 270 degree turn to the left.
3. Lope on the right lead halfway to C.
4. Perform a small, slow circle to the right.
5. Change leads and perform a large, fast circle to the left.
6. Continue to lope past C and stop.
7. Perform a 1/4 turn to the right.
8. Jog to D.
9. Stop and back approximately one horse length.

- Walk -----
- Jog - - - - -
- Extended Jog - - - - -
- Lope - - - - -
- Lead Change
- Back
- Marker

Follow the instructions of your ring steward.

Pattern Provided by:

[Redacted]

[WH/2-89]

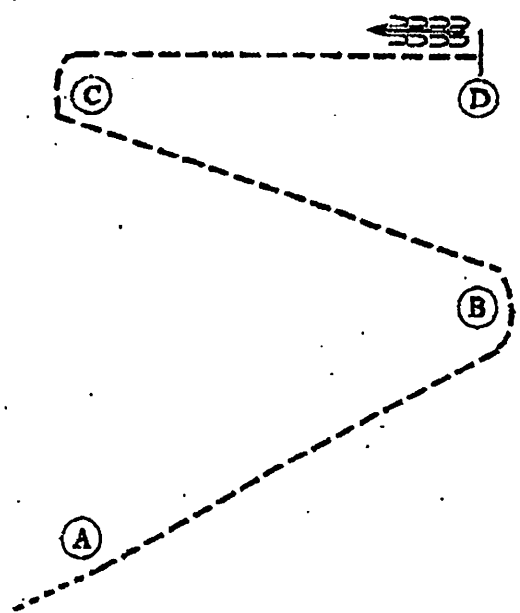
All  
Walk/Trot

Monday  
Hunt Seat Equitation

Show Date: .....

W W W . H O R S E S H O W P A T T E R N S . C O M

W W W . H O R S E S H O W P A T T E R N S . C O M



Be ready before A.

1. Walk to A.
2. Trot on the left diagonal from A to B, then change diagonals.
3. Trot on the right diagonal from B to C.
4. Sitting trot from C to D.
5. Stop at D and back approximately one horse length.

Walk to exit or follow instructions of your ring steward.

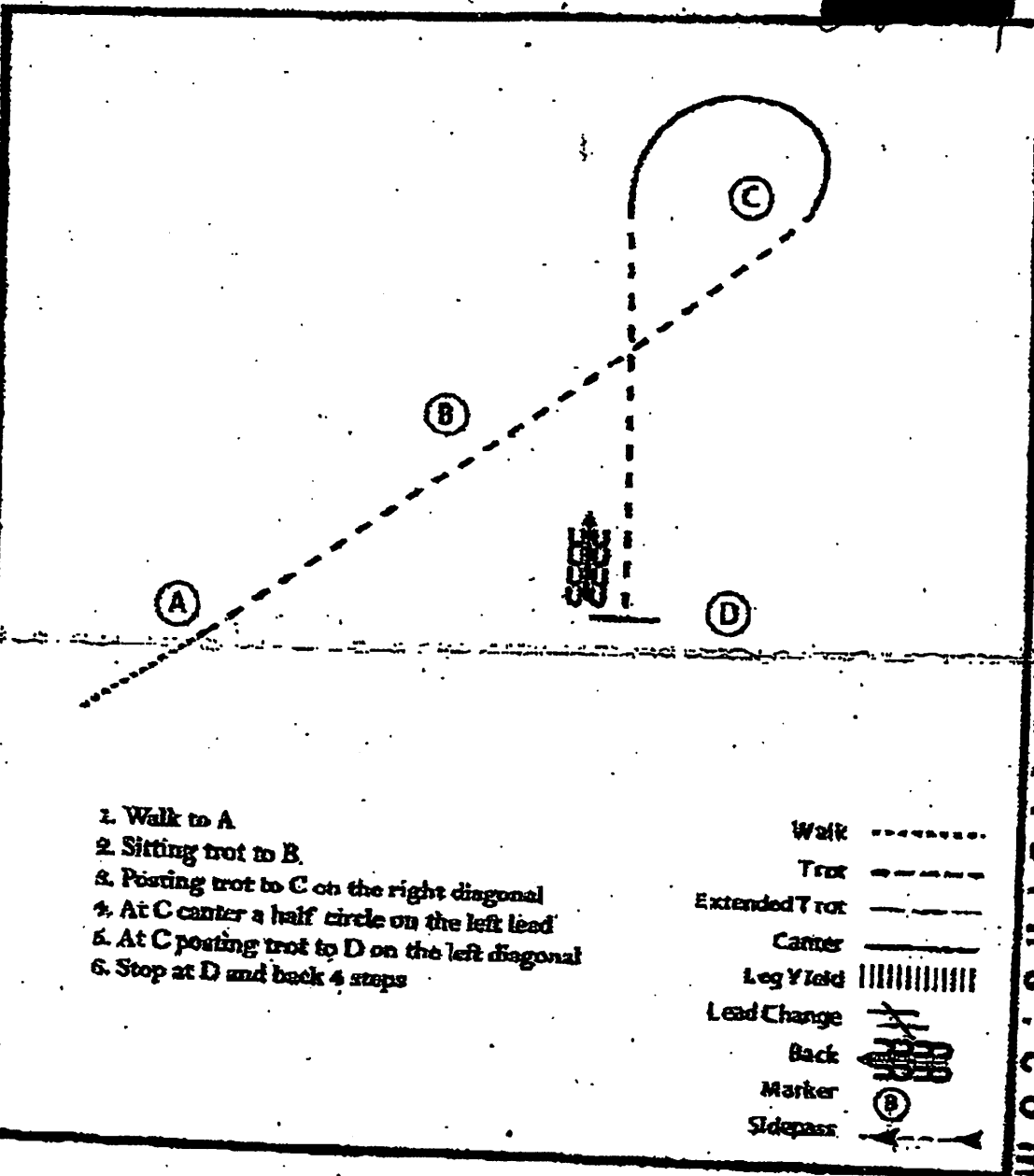
Walk	-----
Trot	- - - - -
Extended Trot	-----
Canter	-----
Leg Yield	
Lead Change	-----
Back	←←←←←
Marker	Ⓚ
Sidepass	←←←←←
Hand Gallop	-----

[HSE WT\_33]

Show Data:

WWW.HORSESHOWPATTERNS.COM

WWW.HORSESHOWPATTERNS.COM



1. Walk to A
2. Sitting trot to B.
3. Posting trot to C on the right diagonal
4. At C canter a half circle on the left lead
5. At C posting trot to D on the left diagonal
6. Stop at D and back 4 steps

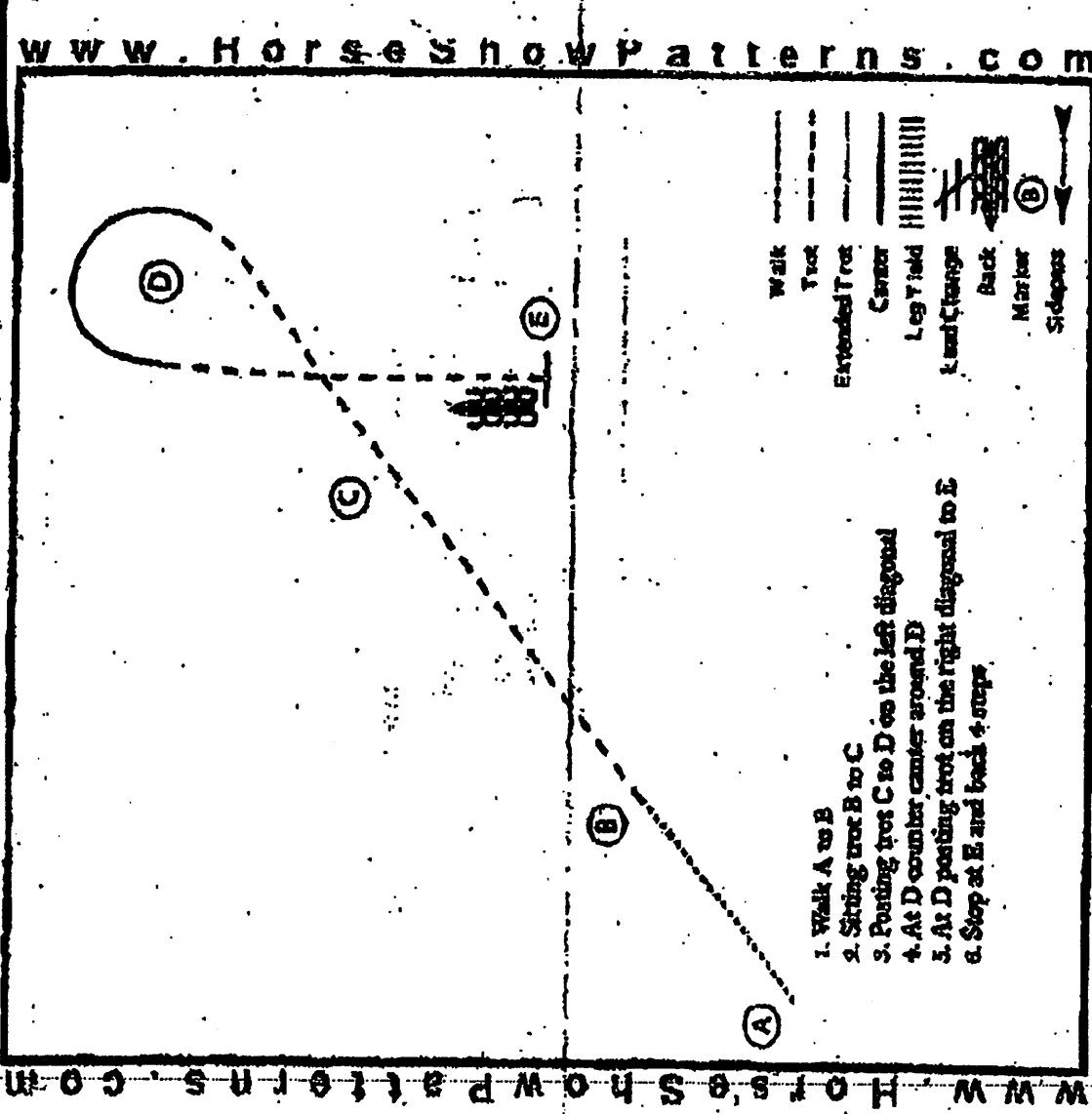
Walk	.....
Trot	-----
Extended Trot	-----
Canter	-----
Leg Yield	
Lead Change	X
Back	←←←←
Marker	⊙
Sidepass	→

Pattern Provided by:

[HS12-2]

# Hunt Seat Equitation (Youth, Amateur, Select)

Show Desk



1. Walk A to B
2. String trot B to C
3. Posting trot C to D on the left diagonal
4. At D counter canter around D
5. At D posting trot on the right diagonal to E
6. Stop at E and back 4 steps

04582-121

Pattern Provided by:

WWW.HORSESHOWPATTERNS.COM

WWW.HORSESHOWPATTERNS.COM